







CAST LED Retrofit Solutions for CAST Fixtures

Fixtures	CALED2	CALED2A	CSWLED2	CSWLED2A	CBRML*** (12°, 21° or 41°)	CLSCB27K
						
	LED Path Light Module	Turtle-Safe LED Path Light Module	LED Retrofit Module for Savannah Path Light and Wall Wash Light	LED Retrofit Module for Savannah Path Light and Wall Wash Light (Turtle-Safe)	LED Retrofit Module for MR-16 Bullet & MR-16 Well Light	Dynasty 1156 LED Lamp

Introduction: For optimal LED operation, including proper thermal management and advanced LED features, CAST recommends the purchase of CAST LED modules or CAST integrated LED fixtures. The following chart lists the CAST incandescent (Tungsten-Halogen-type) fixtures and the CAST LED retrofit solutions. At the end of the chart is a list of CAST fixtures that do not currently have CAST solutions. For these fixtures, installers are welcome to employ LED retrofit solutions from other manufacturers, but installers should understand that typical drop-in LED lamps may not perform according to expectations. Installers should consider the purchase of new CAST integrated fixtures to replace older style fixtures that do not have CAST solutions.

Incandescent Directionals - Bullets

CBL1CB	Can be converted to LED with the Retrofit Module for MR-16 Bullet & MR-16 Well Light (CBRML***)
------------------------	---

















Incandescent Path Lights*

CMU1CB	Can be converted to LED with the Path Light Module (CALED2) or the Turtle-Safe Path Light Module (CALED2A)
CMU2CB	Can be converted to LED with the Path Light Module (CALED2) or the Turtle-Safe Path Light Module (CALED2A)
CMU13CB	Can be converted to LED with the Path Light Module (CALED2) or the Turtle-Safe Path Light Module (CALED2A)
CCH1CB	Can be converted to LED with the Path Light Module (CALED2) or the Turtle-Safe Path Light Module (CALED2A)
CCH2CB	Can be converted to LED with the Path Light Module (CALED2) or the Turtle-Safe Path Light Module (CALED2A)
CCH13CB	Can be converted to LED with the Path Light Module (CALED2) or the Turtle-Safe Path Light Module (CALED2A)
CCH5CB	Can be converted to LED with the Dynasty 1156 LED Lamp (CLSCB27K)
CNO1CB	Can be converted to LED with the Path Light Module (CALED2) or the Turtle-Safe Path Light Module (CALED2A)
CNO13CB	Can be converted to LED with the Path Light Module (CALED2) or the Turtle-Safe Path Light Module (CALED2A)
CSA1CB	Can be converted with the LED Retrofit Module for Savannah Path Light and Wall Wash Light (CSWLED2) or the Turtle-Safe Module for Savannah Path Light and Wall Wash (CSWLED2A) (Requires CSWKIT Retrofit Tool Kit for assembly)
CISX2CB	Can be converted to LED with the Path Light Module (CALED2) or the Turtle-Safe Path Light Module (CALED2A)

***Note: All Path Lights manufactured prior to about 2008 have Single Contact Bayonet (SCB) sockets - so these can utilize the Dynasty 1156 Lamp.**

Feel free to call our office with any Retrofit Procedure questions (973) 423.2303 or 800.914.CAST

CAST LED Retrofit Solutions for CAST Fixtures

Fixtures	CALED2	CALED2A	CSWLED2	CSWLED2A	CBRML*** (12°, 21° or 41°)	CLSCB27K
						
	LED Path Light Module	Turtle-Safe LED Path Light Module	LED Retrofit Module for Savannah Path Light and Wall Wash Light	LED Retrofit Module for Savannah Path Light and Wall Wash Light (Turtle-Safe)	LED Retrofit Module for MR-16 Bullet & MR-16 Well Light	Dynasty 1156 LED Lamp
Incandescent Wash Lights						
CWW1CB	Can be converted with the LED Retrofit Module for Savannah Path Light and Wall Wash Light (CSWLED2) or the Turtle-Safe Module for Savannah Path Light and Wall Wash (CSWLED2A) (Requires CSWKIT Retrofit Tool Kit for assembly)					
CAST Fixtures that do not have a current CAST LED Retrofit Solution						
						
CBL5CB (MR-11 Bullet)	CCTL1C (Tree Light)	CWL6CB (Mini Wall Wash)	CEWL5CB (Engineered Wall Light)	All CAST Well Lights		
						
CEWL6CB (Engineered Wall Light-Surface Mount)	CDL1CB (Deck Light)	CDL2CB (Savannah Deck Light)	CDL1CB (Niche Light)	CBAL1CB (Bullet Area/Path Light)		

***Note: All Path Lights manufactured prior to about 2008 have Single Contact Bayonet (SCB) sockets - so these can utilize the Dynasty 1156 Lamp.**

CAST Lighting, Set-In-Stone, & Talon Stake are trademarks of CAST Lighting, Hawthorne, NJ. ©Copyright 2013, CAST Lighting, all rights reserved. Patents Pending.

Feel free to call our office with any Retrofit Procedure questions (973) 423.2303 or 800.914.CAST